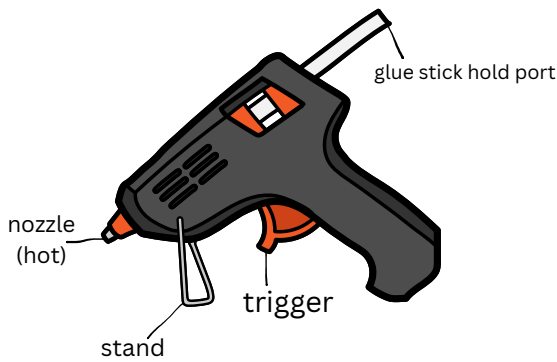
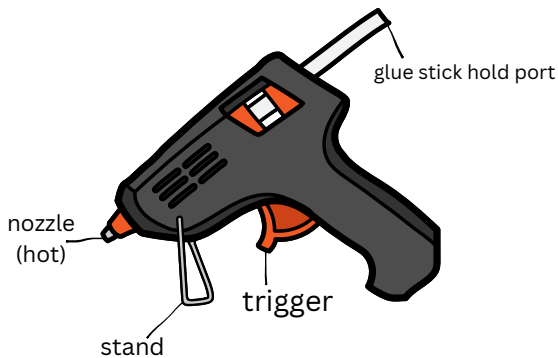


HOT GLUE GUN SAFETY



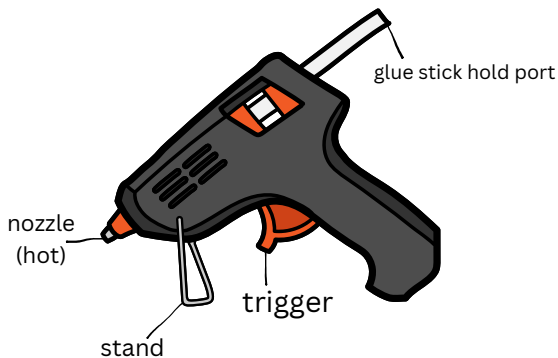
- always hold the handle, never touch the nozzle
- Avoid contact with skin
- Pull the trigger to squeeze out the glue. A little goes a long way
- Use the stand or blue mat when the glue gun is not in use, don't put it on its side.
- Use on a flat hard surface when using.
- When gluing two pieces together,, use the wooden sticks NOT fingers.

HOT GLUE GUN SAFETY



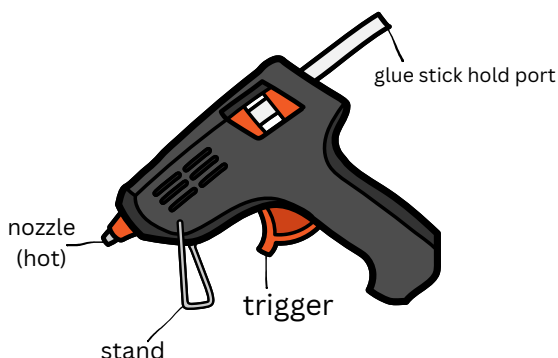
- always hold the handle, never touch the nozzle
- Avoid contact with skin
- Pull the trigger to squeeze out the glue. A little goes a long way
- Use the stand or blue mat when the glue gun is not in use, don't put it on its side.
- Use on a flat hard surface when using.
- When gluing two pieces together,, use the wooden sticks NOT fingers.

HOT GLUE GUN SAFETY



- always hold the handle, never touch the nozzle
- Avoid contact with skin
- Pull the trigger to squeeze out the glue. A little goes a long way
- Use the stand or blue mat when the glue gun is not in use, don't put it on its side.
- Use on a flat hard surface when using.
- When gluing two pieces together,, use the wooden sticks NOT fingers.

HOT GLUE GUN SAFETY



- always hold the handle, never touch the nozzle
- Avoid contact with skin
- Pull the trigger to squeeze out the glue. A little goes a long way
- Use the stand or blue mat when the glue gun is not in use, don't put it on its side.
- Use on a flat hard surface when using.
- When gluing two pieces together,, use the wooden sticks NOT fingers.